



JL INDUSTRIES

SUBMITTAL/TECHNICAL DATA SHEET

DESCRIPTIONS

This Gasketed Panel is ideal for laboratories, pressurized rooms, dusty or highmoisture environments. The frame and door are specially designed to form a tight seal reducing air infiltration. Minimum sizes: 12" x 12", up to 36" by 36".

SPECIFICATIONS

FRAME & TRIM: 16 gauge CRS with 1/2" retainer channel for gasket and 1-1/4" trim flange.

DOOR: 16 gauge rolled and welded. Cam-operated closure with knurled knob (C5) compresses door tightly to gasket. We recommend the F2 Flush compression latch for ceiling applications.


GASKET: Fully gasketed on all sides with EPDM rubber.

FINISH: White powder coat paint.



SKU: **ATG JL**

GASKETED ACCESS PANEL



DIMENSIONS AND APPEARANCE

>> CLICK TO VIEW ADDITIONAL DETAILS AND PRICING <<

STANDARD SIZES:

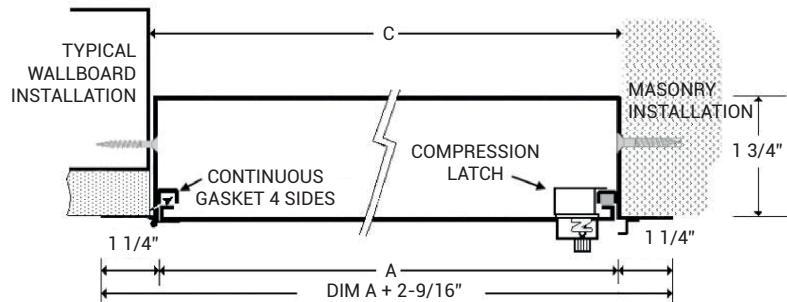
| A - MODEL SIZE = DOOR SIZE | OUTSIDE FRAME DIMENSIONS | WALL OPENING DIMENSIONS | APPR. SHIP. WEIGHT | L O C K S |
|----------------------------|--------------------------|-------------------------|--------------------|-----------|
| Width x Height | Width x Height | Width x Height | | |
| 12" x 12" | 14-9/16" x 14-9/16" | 12-1/2" x 12-1/2" | 7 lbs | 1 |
| 18" x 18" | 20-9/16" x 20-9/16" | 18-1/2" x 18-1/2" | 16 lbs | 1 |
| 24" x 24" | 26-9/16" x 26-9/16" | 24-1/2" x 24-1/2" | 28 lbs | 2 |
| 24" x 36" | 26-9/16" x 38-9/16" | 24-1/2" x 36-1/2" | 42 lbs | 2 |

AT Shown with Standard (C5) Knurled Knob & Latch (AT-1212C5G)

Standard Color is White, Optional Colors at Additional Cost



AT with Standard Compression Latch



LATCH AND LOCK OPTIONS

| Flush Latch (F1) | Flush Locking Latch (F2) | Cam Latch (C) | Torx Head Cam (C2) | Spanner Head Cam (C3) | Hex Head Cam (C4) | Knob Cam (C5) |
|------------------|--------------------------|---------------|--------------------|-----------------------|-------------------|---------------|
| | | | | | | |

For a complete list of options visit www.AccessDoorsAndPanels.com

PROJECT DATA

Custom Sizes Available - Fast!

Scan or Click



To view Pricing and Additional Product Info.

| | | | | |
|------------------------|---|---|---|---------|
| PROJECT NAME : | QTY | W | H | OPTIONS |
| ARCHITECT : | | | | |
| DEALER : | | | | |
| CONTRACTOR : | | | | |
| LOCATION : | SPECIAL INSTRUCTIONS : | | | |
| DATE : | SUBMITTAL APPROVAL : (signature or stamp) | | | |
| TAGGING INSTRUCTIONS : | | | | |

TELEPHONE: 1-888-457-1275
FAX: 1-888-626-2907



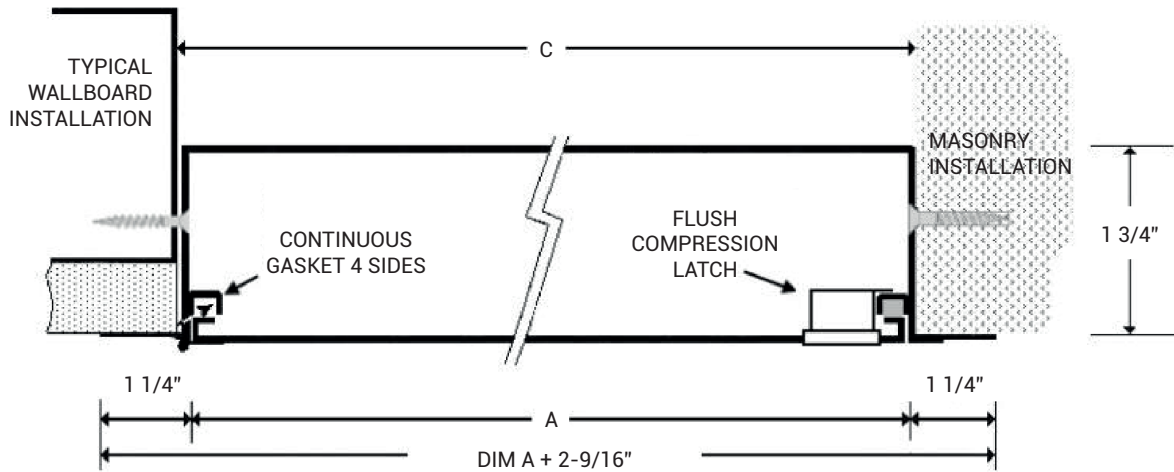
PO BOX 66738 #76520, SAINT LOUIS, MO 63166-6738 USA




WEBSITE: www.AccessDoorsAndPanels.com
E-MAIL: info@AccessDoorsAndPanels.com

ATG JL


GASKETED ACCESS PANEL



AT with Optional Flush Compression Latch
(recommended for ceiling applications)



AT Shown with Optional Recessed Flush Locking Latch (AT-1212F2W)
(flush latch recommended for ceiling applications)



AT Shown with Standard (C5) Knurled Knob & Latch (AT-1212C5G)